





Nashville Epic Standard Features




Construction





- ⓔ Energy Star Rated
- ⓔ Upgraded Insulation to Minimum R22-11-33
- ⓔ OSB Wrap With House Wrap
- ⓔ 8' Sidewalls With Flat Interior Ceilings
- ⓔ 38"x82" Cottage In-Swing Rear Door
- ⓔ 38"x82" Craftsman Style In-Swing Front Door
- ⓔ Solid Steel I Beam with Full Length Outriggers
- ⓔ 16" On Center 2"x6" Floor Joists
- ⓔ Lux Low-E Thermo-Pane Windows 
- ⓔ Hardi-Board Cement Fascia
- ⓔ Fully Vented Soffit & Ridge Vents
- ⓔ 6 Pattern Shingle Fastening
- ⓔ Decorative Exterior Lantern Lights Front and Rear
- ⓔ Kwikset Door Hardware 

Interior


- ⓔ Shaw 25oz. Carpet 
- ⓔ Rip Preventing Bottom Board
- ⓔ 30" Raised 2 Panel Interior Doors
- ⓔ Perimeter Floor Ducts (where possible)
- ⓔ Toe-Kick Under Cabinet Ductwork in Kitchen
- ⓔ Full Double Metal Hinges on Interior Doors

- Ⓔ Framed Décor Wall in Living Area
- Ⓔ Duracraft Laundry Room Shelf 
- Ⓔ Coffee Bar Area in Some Models
- Ⓔ Black Decorative Cabinets Pulls Throughout

Kitchen



- Ⓔ 42" Duracraft Overhead Lined Cabinets 
- Ⓔ Picture Frame Style Duracraft Cabinet Doors 
- Ⓔ Drawer Bank on Each Side of Range
- Ⓔ Pot and Pan Drawers in Each Drawer Bank
- Ⓔ Double Bowl 8" Deep Stainless-Steel Kitchen Sink
- Ⓔ Gooseneck Pfister Faucet W/ Pull Out Sprayer 
- Ⓔ Fully Encased Refrigerator in Cabinets/Wall
- Ⓔ Kitchen Island Standard
- Ⓔ Stainless Steel Designer Rangehood
- Ⓔ Stainless Steel Appliances
- Ⓔ Dishwasher Standard
- Ⓔ Plumbed for Icemaker (Icemaker not included)
- Ⓔ Endwall Decorative Duracraft Endcaps 
- Ⓔ

Baths

- Ⓔ 40"x60" One-Piece Fiberglass Soaker Tub/Shower
- Ⓔ 3" Stile Mirror Trim
- Ⓔ Pfister Metal Faucets Throughout 
- Ⓔ Furniture Style Vanity

- ⓔ Square Porcelain Sinks Throughout
- ⓔ Porcelain Over Steel Tub w/ Maax Surround in Hall Bath
- ⓔ Double Sinks in Primary Bathrooms

Electrical & Utility

- ⓔ SmartComfort by Carrier Electric Furnace 
- ⓔ Water Cutoffs at Plumbing Fixtures
- ⓔ Whole House Water Cutoff
- ⓔ Exterior Water Faucet on Rear
- ⓔ Rheem 40 Gallon Dual-Element Water Heater 
- ⓔ LED Can Lights Throughout
- ⓔ Switched Lights in Walk In Closets
- ⓔ Ecobee Smart Thermostat 